


EDGELED™

LED FLOOD LIGHT

(15W/30W50W/100W/150W/200W)

QUALIFICATION



15W

30W

50W

100W

150W

200W

FEATURES

- Epistar LED 3030chip 110-120LM/W; LM80 report
- No UV & IR or other harmful radiation
- Idea heat dissipation design
- Warm, natural and pure white are available
- Tested IP65, 100% Real Rain test for the flood lights for each
- ETL/cETL ,CE, RoHS certificates
- 5 years warranty

ORDERING INFORMATION

Please create your model number by indicating your selection below. **Example:** EL-WP-40W-30K

| MODEL # | WATTAGE | COLOR TEMPERATURE |
|---------|--------------|-------------------|
| EL-FL | 15W=1650LM | 30K=3000K |
| | 30W=3300LM | 40K=4000K |
| | 50W=5500LM | 50K=5000K |
| | 100W=11000LM | |
| | 150W=16500LM | |
| | 200W=22000LM | |

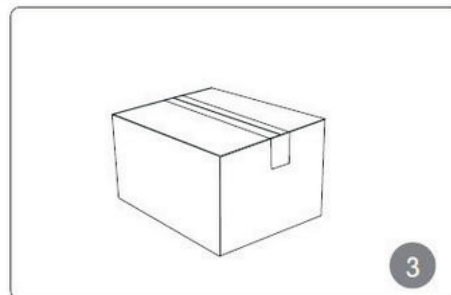
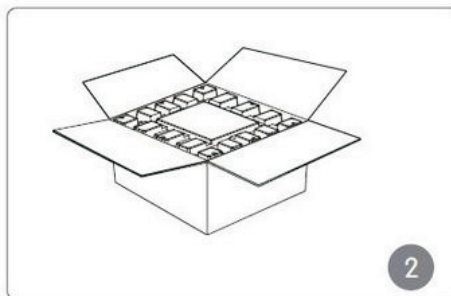
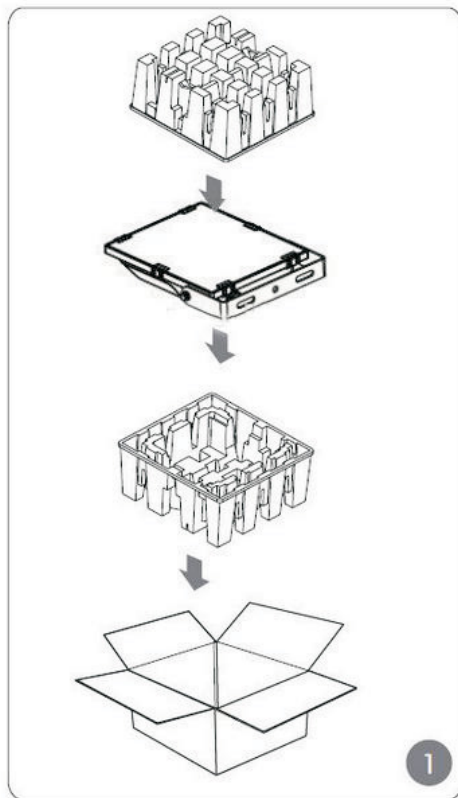
EDGE LED

Phone: 858.810.8295
 Email: info@edge-led.com
 Web: edge-led.com

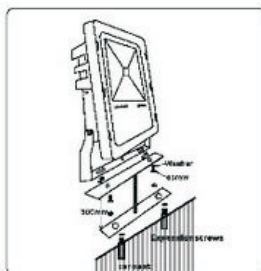
Published 5-15-2019



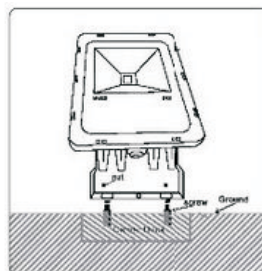
PACKAGE



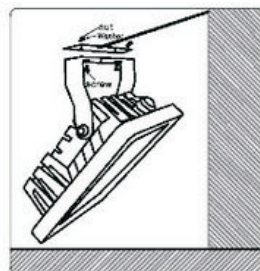
INSTALLATION



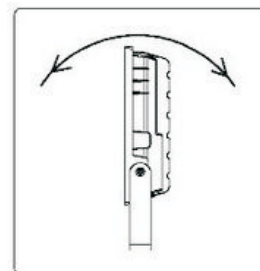
1. Install the lamp by the stand on the ground



2. Install lamp directly





3. Hang the lamp by the stand



4. The angle of the lamp is adjustable

APPLICATIONS

Widely used in shopping malls, exhibition halls, parking lots, playgrounds, gymnasiums, billboards, parks, sculptures, national green lighting projects, building facades and public corridors, stair corridors and other indoor or outdoor locations.



EDGE LED

Phone: 858.810.8295
Email: info@edge-led.com
Web: edge-led.com

Published 5-15-2019

EDGELED